



Welded Frame – 1000

MJ Library Shelving by

AURORA



MUTANT UNDERWEAR

CLASS YEP!

JUST CALL ME STUPID

THE GIRLS REVOLVING

WILLIWAU!

GRAY BOY

ANYBODIES

THE BARN

WILLIWAU!

PADDINGTON MARCHES ON

SHREK SWEETS



The Aurora MJ Advantages

- True unit construction. Each unit is completely independent of the next.
- Welded frame eliminates the need for unsightly sway braces.
Allows clear filing from one side to the other for oversized volumes.
- Lower installation cost.
- One piece base shelf and base brackets.
- Canopy top accepts wire book supports.
- Accessories and components can be easily mixed and matched on any section.
- All fasteners are concealed within the design.
- Our state-of-the-art powder coat paint system gives us the most durable paint finish in the industry.
We offer fifteen standard colors. Special colors can be matched to please even the most discriminating eye.
- On time delivery. Most deliveries can be made in six to eight weeks after receipt of an order.
When we make a commitment we keep it.
- Quality that is second to none.
- We can manufacture most special items to include special heights, widths, and specialty products in minimal lead times and at a reasonable cost.
- MJ Library has been associated with the metal fabricating industry for over forty years with over twenty years of library experience.
- We have a nationwide sales organization which is fully trained to assist you with your library planning.
Contact Aurora Storage Products at 800-277-1699 for the name of your local dealer.

Non-Fiction
956 - 999

Non-Fiction
921 N - 956

Non-Fiction
908 - 921 N

Adult
Periodicals



Shelf Selection

| TYPE OF VOLUMES | NO. OF VOLS. PER LINEAR FOOT OF SHELF | RECOMMENDED DEPTH OF SHELF |
|---------------------------|---------------------------------------|----------------------------|
| Circulation (Non-Fiction) | 8 | 9-10 in. |
| Fiction | 8 | 8-9 in. |
| General Literature | 7 | 9-10 in. |
| Economics | 8 | 9-10 in. |
| Reference | 6 | 9-10-12 in. |
| History | 7 | 9-10 in. |
| Technical & Scientific | 6 | 10-12 in. |
| Law | 5 | 10 in. |
| Medical | 5 | 9-10-12 in. |
| Bound Periodicals | 5 | 10-12 in. |
| Art (Folios) | 7 | 10-12 in. |
| Juvenile (Elementary) | 10 | 9-10 in. |
| Juvenile (Pre-School) | 12 | 10-12 in. |
| Public Documents | 5 | 9-10 in. |

Nominal vs. Actual Dimensions

For Cantilever-type Bookstack, the adjustable shelves and base shelf depths are given in “nominal” dimensions, which indicates the depth from the front edge of the shelf to the centerline of the 2” depth frame.

For adjustable shelves, the actual depth is 1” less than the “nominal” depth.

For base shelves, the actual depth of the shelf, as well as the overall depth of the bookstack unit, will measure 1-3/8” greater than the “nominal” depth for single-faced units, and 7/16” greater than the “nominal” depth for double-faced units.

All heights indicated for Bookstack Units are actual heights.



Closed Base Bookstack Shelving

Single Faced

42" High 2 Adjustable Shelves 1 Base Shelf

| CATALOG NO. | SHELF DEPTH | BASE DEPTH | WGT. LBS. |
|-------------|-------------|------------|-----------|
| MJ36080842 | 8" | 8" | 41 |
| MJ36081042 | 8" | 10" | 43 |
| MJ36090942 | 9" | 9" | 44 |
| MJ36091042 | 9" | 10" | 45 |
| MJ36101042 | 10" | 10" | 46 |
| MJ36101242 | 10" | 12" | 47 |
| MJ36121242 | 12" | 12" | 51 |

66" High 4 Adjustable Shelves 1 Base Shelf

| CATALOG NO. | SHELF DEPTH | BASE DEPTH | WGT. LBS. |
|-------------|-------------|------------|-----------|
| MJ36080866 | 8" | 8" | 58 |
| MJ36081066 | 8" | 10" | 60 |
| MJ36090966 | 9" | 9" | 62 |
| MJ36091066 | 9" | 10" | 63 |
| MJ36101066 | 10" | 10" | 65 |
| MJ36101266 | 10" | 12" | 67 |
| MJ36121266 | 12" | 12" | 74 |

78" High 5 Adjustable Shelves 1 Base Shelf

| CATALOG NO. | SHELF DEPTH | BASE DEPTH | WGT. LBS. |
|-------------|-------------|------------|-----------|
| MJ36080878 | 8" | 8" | 66 |
| MJ36081078 | 8" | 10" | 68 |
| MJ36090978 | 9" | 9" | 71 |
| MJ36091078 | 9" | 10" | 72 |
| MJ36101078 | 10" | 10" | 75 |
| MJ36101278 | 10" | 12" | 77 |
| MJ36121278 | 12" | 12" | 86 |

84" High 6 Adjustable Shelves 1 Base Shelf

| CATALOG NO. | SHELF DEPTH | BASE DEPTH | WGT. LBS. |
|-------------|-------------|------------|-----------|
| MJ36080884 | 8" | 8" | 74 |
| MJ36081084 | 8" | 10" | 76 |
| MJ36090984 | 9" | 9" | 79 |
| MJ36091084 | 9" | 10" | 80 |
| MJ36101084 | 10" | 10" | 83 |
| MJ36101284 | 10" | 12" | 85 |
| MJ36121284 | 12" | 12" | 96 |

90" High 6 Adjustable Shelves 1 Base Shelf

| CATALOG NO. | SHELF DEPTH | BASE DEPTH | WGT. LBS. |
|-------------|-------------|------------|-----------|
| MJ36080890 | 8" | 8" | 75 |
| MJ36081090 | 8" | 10" | 77 |
| MJ36090990 | 9" | 9" | 81 |
| MJ36091090 | 9" | 10" | 82 |
| MJ36101090 | 10" | 10" | 85 |
| MJ36101290 | 10" | 12" | 86 |
| MJ36121290 | 12" | 12" | 98 |



66" high unit shown above.

NOTE: All single faced units must be anchored to the wall. Units come standard 36" wide. 30" and 24" wide units are also available at the same price. When ordering 30" wide change catalog number to begin with MJ30 instead of MJ36. Special widths and heights are also available. Contact factory for pricing.

Double Faced

42" High 4 Adjustable Shelves 1 Base Shelf

| CATALOG NO. | SHELF DEPTH | BASE DEPTH | WGT. LBS. |
|-------------|-------------|------------|-----------|
| MJ36081642 | 8" | 16" | 60 |
| MJ36082042 | 8" | 20" | 64 |
| MJ36091842 | 9" | 18" | 65 |
| MJ36092042 | 9" | 20" | 67 |
| MJ36102042 | 10" | 20" | 69 |
| MJ36102442 | 10" | 24" | 72 |
| MJ36122442 | 12" | 24" | 80 |

66" High 8 Adjustable Shelves 1 Base Shelf

| CATALOG NO. | SHELF DEPTH | BASE DEPTH | WGT. LBS. |
|-------------|-------------|------------|-----------|
| MJ36081666 | 8" | 16" | 89 |
| MJ36082066 | 8" | 20" | 93 |
| MJ36091866 | 9" | 18" | 97 |
| MJ36092066 | 9" | 20" | 99 |
| MJ36102066 | 10" | 20" | 104 |
| MJ36102466 | 10" | 24" | 107 |
| MJ36122466 | 12" | 24" | 122 |

78" High 10 Adjustable Shelves 1 Base Shelf

| CATALOG NO. | SHELF DEPTH | BASE DEPTH | WGT. LBS. |
|-------------|-------------|------------|-----------|
| MJ36081678* | 8" | 16" | 104 |
| MJ36082078 | 8" | 20" | 108 |
| MJ36091878* | 9" | 18" | 114 |
| MJ36092078 | 9" | 20" | 116 |
| MJ36102078* | 10" | 20" | 121 |
| MJ36102478 | 10" | 24" | 124 |
| MJ36122478 | 12" | 24" | 143 |

84" High 12 Adjustable Shelves 1 Base Shelf

| CATALOG NO. | SHELF DEPTH | BASE DEPTH | WGT. LBS. |
|-------------|-------------|------------|-----------|
| MJ36081684* | 8" | 16" | 117 |
| MJ36082084 | 8" | 20" | 121 |
| MJ36091884* | 9" | 18" | 129 |
| MJ36092084 | 9" | 20" | 131 |
| MJ36102084* | 10" | 20" | 137 |
| MJ36102484 | 10" | 24" | 140 |
| MJ36122484 | 12" | 24" | 163 |

90" High 12 Adjustable Shelves 1 Base Shelf

| CATALOG NO. | SHELF DEPTH | BASE DEPTH | WGT. LBS. |
|-------------|-------------|------------|-----------|
| MJ36081690* | 8" | 16" | 119 |
| MJ36082090 | 8" | 20" | 122 |
| MJ36091890* | 9" | 18" | 130 |
| MJ36092090 | 9" | 20" | 132 |
| MJ36102090* | 10" | 20" | 138 |
| MJ36102490 | 10" | 24" | 141 |
| MJ36122490 | 12" | 24" | 164 |



66" high unit shown above.

*NOTE: Units with an asterisk after the catalog number must be anchored to the floor or with a top tie strut. Units come standard 36" wide. 30" and 24" wide units are also available at the same price. When ordering 30" wide change catalog number to begin with MJ30 instead of MJ36. Special widths and heights are also available. Contact factory for pricing.

Divider Type Sections

Single Faced

42" High

2 Adjustable Divider Shelves 1 Base Shelf

| CATALOG NO. | SHELF DEPTH | BASE DEPTH | WGT. LBS. |
|-------------|-------------|------------|-----------|
| MJD36101042 | 10" | 10" | 60 |
| MJD36101242 | 10" | 12" | 62 |
| MJD36121242 | 12" | 12" | 66 |
| MJD36141642 | 14" | 16" | 74 |

66" High

4 Adjustable Divider Shelves 1 Base Shelf

| CATALOG NO. | SHELF DEPTH | BASE DEPTH | WGT. LBS. |
|-------------|-------------|------------|-----------|
| MJD36101066 | 10" | 10" | 92 |
| MJD36101266 | 10" | 12" | 94 |
| MJD36121266 | 12" | 12" | 101 |
| MJD36141666 | 14" | 16" | 114 |

78" High

5 Adjustable Divider Shelves 1 Base Shelf

| CATALOG NO. | SHELF DEPTH | BASE DEPTH | WGT. LBS. |
|-------------|-------------|------------|-----------|
| MJD36101078 | 10" | 10" | 108 |
| MJD36101278 | 10" | 12" | 111 |
| MJD36121278 | 12" | 12" | 119 |
| MJD36141678 | 14" | 16" | 131 |

90" High

6 Adjustable Divider Shelves 1 Base Shelf

| CATALOG NO. | SHELF DEPTH | BASE DEPTH | WGT. LBS. |
|-------------|-------------|------------|-----------|
| MJD36101090 | 10" | 10" | 123 |
| MJD36101290 | 10" | 12" | 126 |
| MJD36121290 | 12" | 12" | 136 |
| MJD36141690 | 14" | 16" | 154 |

93" High

7 Adjustable Divider Shelves 1 Base Shelf

| CATALOG NO. | SHELF DEPTH | BASE DEPTH | WGT. LBS. |
|-------------|-------------|------------|-----------|
| MJD36101093 | 10" | 10" | 137 |
| MJD36101293 | 10" | 12" | 140 |
| MJD36121293 | 12" | 12" | 152 |
| MJD36141693 | 14" | 16" | 172 |



66" high unit shown above.

NOTE: All single faced units must be anchored to the wall. Shelves are slotted on 1" centers for dividers and have a 5" high back. Shelves come standard with five dividers per shelf.

Double Faced

42" High

4 Adjustable Divider Shelves 2 Base Shelves

| CATALOG NO. | SHELF DEPTH | BASE DEPTH | WGT. LBS. |
|-------------|-------------|------------|-----------|
| MJD36102042 | 10" | 20" | 104 |
| MJD36102442 | 10" | 24" | 109 |
| MJD36122442 | 12" | 24" | 116 |
| MJD36143242 | 14" | 32" | 133 |

66" High

8 Adjustable Divider Shelves 2 Base Shelves

| CATALOG NO. | SHELF DEPTH | BASE DEPTH | WGT. LBS. |
|-------------|-------------|------------|-----------|
| MJD36102066 | 10" | 20" | 161 |
| MJD36102466 | 10" | 24" | 165 |
| MJD36122466 | 12" | 24" | 179 |
| MJD36143266 | 14" | 32" | 206 |

78" High

10 Adjustable Divider Shelves 2 Base Shelves

| CATALOG NO. | SHELF DEPTH | BASE DEPTH | WGT. LBS. |
|-------------|-------------|------------|-----------|
| MJD36102078 | 10" | 20" | 188 |
| MJD36102478 | 10" | 24" | 193 |
| MJD36122478 | 12" | 24" | 210 |
| MJD36143278 | 14" | 32" | 244 |

90" High

12 Adjustable Divider Shelves 2 Base Shelves

| CATALOG NO. | SHELF DEPTH | BASE DEPTH | WGT. LBS. |
|-------------|-------------|------------|-----------|
| MJD36102090 | 10" | 20" | 220 |
| MJD36102490 | 10" | 24" | 224 |
| MJD36122490 | 12" | 24" | 245 |
| MJD36143290 | 14" | 32" | 281 |

93" High

14 Adjustable Divider Shelves 2 Base Shelves

| CATALOG NO. | SHELF DEPTH | BASE DEPTH | WGT. LBS. |
|-------------|-------------|------------|-----------|
| MJD36102093 | 10" | 20" | 248 |
| MJD36102493 | 10" | 24" | 252 |
| MJD36122493 | 12" | 24" | 276 |
| MJD36143293 | 14" | 32" | 316 |



66" high unit shown above.

NOTE: All double faced units 78" and over must be anchored to the floor or with a top tie strut.

Display Units

Fixed Periodical

Single Faced

| CATALOG NO. | NO. SLOPE SHELVES | NO. STORAGE SHELVES | HEIGHT | WGT. LBS. |
|-------------|-------------------|---------------------|--------|-----------|
| MJF36121242 | 2 | 1 | 42" | 59 |
| MJF36121266 | 3 | 2 | 66" | 82 |
| MJF36121278 | 4 | 3 | 78" | 102 |
| MJF36121290 | 5 | 4 | 90" | 122 |

Double Faced

| CATALOG NO. | NO. SLOPE SHELVES | NO. STORAGE SHELVES | HEIGHT | WGT. LBS. |
|-------------|-------------------|---------------------|--------|-----------|
| MJF36122442 | 4 | 2 | 42" | 96 |
| MJF36122466 | 6 | 4 | 66" | 137 |
| MJF36122478 | 8 | 6 | 78" | 175 |
| MJF36122490 | 10 | 8 | 90" | 213 |

NOTE: Display surface is 11" high.

66" high unit shown at left.

Hinged Periodical

Single Faced

| CATALOG NO. | NO. SLOPE SHELVES | NO. STORAGE SHELVES | HEIGHT | WGT. LBS. |
|-------------|-------------------|---------------------|--------|-----------|
| MJH36121242 | 2 | 1 | 42" | 59 |
| MJH36121266 | 4 | 3 | 66" | 100 |
| MJH36121278 | 5 | 4 | 78" | 120 |
| MJH36121290 | 6 | 5 | 90" | 140 |

Double Faced

| CATALOG NO. | NO. SLOPE SHELVES | NO. STORAGE SHELVES | HEIGHT | WGT. LBS. |
|-------------|-------------------|---------------------|--------|-----------|
| MJH36122442 | 4 | 2 | 42" | 96 |
| MJH36122466 | 8 | 6 | 66" | 173 |
| MJH36122478 | 10 | 8 | 78" | 211 |
| MJH36122490 | 12 | 10 | 90" | 249 |

NOTE: Display Surface is 14" high.

66" high unit shown at left.



Sloped Display Unit

Single Faced

| CATALOG NO. | SHELF DEPTH | BASE DEPTH | HEIGHT | WGT. LBS. |
|-------------|------------------|------------------|--------|-----------|
| MJS36081566 | 8 $\frac{1}{10}$ | 15 $\frac{3}{4}$ | 66" | 104 |
| MJS36081584 | 8 $\frac{1}{10}$ | 15 $\frac{3}{4}$ | 84" | 138 |

84" high unit comes with seven shelves per face.



66" high unit shown at right.

Sloped Display Unit

Double Faced

| CATALOG NO. | SHELF DEPTH | BASE DEPTH | HEIGHT | WGT. LBS. |
|-------------|------------------|------------------|--------|-----------|
| MJS36082866 | 8 $\frac{1}{10}$ | 28 $\frac{1}{2}$ | 66" | 184 |
| MJS36082884 | 8 $\frac{1}{10}$ | 28 $\frac{1}{2}$ | 84" | 240 |

Bottom shelf is 8" nominal.

All other shelves are 10" nominal.

Unit comes standard with flush backs.

84" high unit comes with seven shelves per face.



66" high unit shown at right.

Accessories

Book Supports

Findable Book Supports

| CATALOG NO. | HEIGHT | WGT. LBS. |
|-------------|--------|-----------|
| MJFIND6 | 6" | 1 |
| MJFIND9 | 9" | 1½ |

Cork available on above.



Hook-On Book Support

| CATALOG NO. | HEIGHT | WGT. LBS. |
|-------------|--------|-----------|
| MJHOOK6 | 6" | 1 |
| MJHOOK9 | 9" | 1½ |

Cork available on above.

Wire Book Support

| CATALOG NO. | SHELF DEPTH | WGT. LBS. |
|-------------|-----------------|-----------|
| MJWIRE9 | Fits 8" or 9" | ¼ |
| MJWIRE12 | Fits 10" or 12" | ¼ |

Attaches to underside of shelf or canopy top.



Sliding Wire Book Support

| CATALOG NO. | SHELF DEPTH | WGT. LBS. |
|-------------|-----------------|-----------|
| S3SBS6 | Fits 8" or 9" | ½ |
| S3SBS8 | Fits 10" or 12" | ½ |

Attaches to back edge of integral back shelf.



Slotted Track Book Supports

| CATALOG NO. | HEIGHT | WGT. LBS. |
|-------------|--------|-----------|
| MJSLOTBS6 | 6" | 1 |
| MJSLOTBS9 | 9" | 1½ |

Used with slotted track shelf only.





Accessories

Plastic Shelf Label Holder

| CATALOG NO. | SIZE | WGT. LBS. |
|-------------|---------------|-----------|
| MJLABEL5 | 5" W x 3/4" H | 1/8 |

Brackets for Wood Tops

| CATALOG NO. | SIZE | WGT. LBS. |
|-------------|------|-----------|
| MJWOODBKT8 | 8" | 1 |

Used for attaching wood or laminate tops.
Use two pair for double faced units.

Range Finder

| CATALOG NO. | SIZE | WGT. LBS. |
|--------------|---------------------|-----------|
| MJRANGE35 | 5 1/2" W x 3 1/2" H | 1/2 |
| PLASTIC CARD | 5" W x 3" H | 1/8 |

Used on end panels or uprights. Furnished in painted steel.

Card Holders

Zinc Plated

| CATALOG NO. | SIZE | WGT. LBS. |
|-------------|---------------------|-----------|
| MJZINC35 | 5 1/2" W x 3 1/2" H | 1/4 |

Painted Steel


| CATALOG NO. | SIZE | WGT. LBS. |
|--------------|---------------------|-----------|
| MJPAINT35 | 5 1/2" W x 3 1/2" H | 1/4 |
| PLASTIC CARD | 5" W x 3" H | |

NOTE: Attaches to end panels with double sided tape.

Intermediate Filler

| CATALOG NO. | SIZE | WGT. LBS. |
|-------------|---------|-----------|
| MJINTER | Specify | 136 |

Used to fill void created when two single faced sections are joined at a right angle with a double faced unit.



Corner Filler

| CATALOG NO. | SIZE | WGT. LBS. |
|-------------|---------|-----------|
| MJCORNER | Specify | 78 |

Used to fill void created when two sections meet at right angles to each other. Available in all heights and depths.



Accessories

Metal End Panels

Single Faced

| CATALOG NO. | SIZE | WGT. LBS. |
|-------------|-----------|-----------|
| MJEND0842 | 8" x 42" | 11 |
| MJEND0942 | 9" x 42" | 12 |
| MJEND1042 | 10" x 42" | 13 |
| MJEND1242 | 12" x 42" | 14 |
| MJEND1642S | 16" x 42" | 16 |
| MJEND0866 | 8" x 66" | 17 |
| MJEND0966 | 9" x 66" | 18 |
| MJEND1066 | 10" x 66" | 19 |
| MJEND1266 | 12" x 66" | 20 |
| MJEND1666S | 16" x 66" | 24 |
| MJEND0878 | 8" x 78" | 19 |
| MJEND0978 | 9" x 78" | 20 |
| MJEND1078 | 10" x 78" | 21 |
| MJEND1278 | 12" x 78" | 24 |
| MJEND1678S | 16" x 78" | 28 |
| MJEND0884 | 8" x 84" | 21 |
| MJEND0984 | 9" x 84" | 22 |
| MJEND1084 | 10" x 84" | 23 |
| MJEND1284 | 12" x 84" | 25 |
| MJEND1684S | 16" x 84" | 31 |
| MJEND0890 | 8" x 90" | 22 |
| MJEND0990 | 9" x 90" | 23 |
| MJEND1090 | 10" x 90" | 24 |
| MJEND1290 | 12" x 90" | 27 |
| MJEND1690S | 16" x 90" | 33 |
| MJEND0893 | 8" x 93" | 23 |
| MJEND0993 | 9" x 93" | 24 |
| MJEND1093 | 10" x 93" | 25 |
| MJEND1293 | 12" x 93" | 28 |
| MJEND1693S | 16" x 93" | 34 |



Metal End Panels

Double Faced

| CATALOG NO. | SIZE | WGT. LBS. |
|-------------|-----------|-----------|
| MJEND1642 | 16" x 42" | 19 |
| MJEND1842 | 18" x 42" | 20 |
| MJEND2042 | 20" x 42" | 21 |
| MJEND2442 | 24" x 42" | 24 |
| MJEND3242 | 32" x 42" | 30 |
| MJEND1666 | 16" x 66" | 29 |
| MJEND1866 | 18" x 66" | 31 |
| MJEND2066 | 20" x 66" | 33 |
| MJEND2466 | 24" x 66" | 37 |
| MJEND3266 | 32" x 66" | 45 |
| MJEND1678 | 16" x 78" | 34 |
| MJEND1878 | 18" x 78" | 36 |
| MJEND2078 | 20" x 78" | 39 |
| MJEND2478 | 24" x 78" | 44 |
| MJEND3278 | 32" x 78" | 53 |
| MJEND1684 | 16" x 84" | 36 |
| MJEND1884 | 18" x 84" | 39 |
| MJEND2084 | 20" x 84" | 42 |
| MJEND2484 | 24" x 84" | 47 |
| MJEND3284 | 32" x 84" | 57 |
| MJEND1690 | 16" x 90" | 39 |
| MJEND1890 | 18" x 90" | 42 |
| MJEND2090 | 20" x 90" | 44 |
| MJEND2490 | 24" x 90" | 50 |
| MJEND3290 | 32" x 90" | 61 |
| MJEND1693 | 16" x 93" | 41 |
| MJEND1893 | 18" x 93" | 43 |
| MJEND2093 | 20" x 93" | 46 |
| MJEND2493 | 24" x 93" | 52 |
| MJEND3293 | 32" x 93" | 63 |

NOTE: Size of end panels must match the depth of the base shelf and the canopy top.



Components

Standard Welded Frames

| CATALOG NO. | HEIGHT | WGT. LBS. |
|-------------|--------|-----------|
| MJFRAME3642 | 42" | 16 |
| MJFRAME3666 | 66" | 19 |
| MJFRAME3678 | 78" | 22 |
| MJFRAME3684 | 84" | 23 |
| MJFRAME3690 | 90" | 24 |
| MJFRAME3693 | 93" | 25 |

All frames are 36" wide.

30" wide are also available at the same price.


Change catalog number to begin with MJFRAME30 instead of MJFRAME36.

Seismic Welded Frames

| CATALOG NO. | HEIGHT | WGT. LBS. |
|--------------|--------|-----------|
| MJFRAME3678S | 78" | 40 |
| MJFRAME3684S | 84" | 41 |
| MJFRAME3690S | 90" | 42 |

Eliminates the need for sway braces.

NOTE: Triangular gussets sold separately.



Triangular Gussets

Single Faced – Specify LH. or RH.

| CATALOG NO. | BASE DEPTH | WGT. LBS. |
|-------------|------------|-----------|
| MJGUS3608 | 8" | 5 |
| MJGUS3609 | 9" | 6 |
| MJGUS3610 | 10" | 7 |
| MJGUS3612 | 12" | 8 |



Triangular Gussets

Double Faced

| CATALOG NO. | BASE DEPTH | WGT. LBS. |
|-------------|------------|-----------|
| MJGUS3616 | 16" | 10 |
| MJGUS3618 | 18" | 12 |
| MJGUS3620 | 20" | 13 |
| MJGUS3624 | 24" | 16 |
| MJGUS3632 | 32" | 21 |



Components

Closed Base Shelves

Single Faced

| CATALOG NO. | BASE DEPTH | WGT. LBS. |
|-------------|------------|-----------|
| MJBASE3608 | 8" | 13 |
| MJBASE3609 | 9" | 14 |
| MJBASE3610 | 10" | 15 |
| MJBASE3612 | 12" | 17 |
| MJBASE3616S | 16" | 20 |

Double Faced

| CATALOG NO. | BASE DEPTH | WGT. LBS. |
|-------------|------------|-----------|
| MJBASE3616 | 16" | 20 |
| MJBASE3618 | 18" | 22 |
| MJBASE3620 | 20" | 24 |
| MJBASE3624 | 24" | 27 |
| MJBASE3632 | 32" | 33 |

Comes complete with base brackets.

Integral Back Base Shelves

Single Faced

| CATALOG NO. | BASE DEPTH | WGT. LBS. |
|---------------|------------|-----------|
| MJBASE3608INT | 8" | 11 |
| MJBASE3609INT | 9" | 12 |
| MJBASE3610INT | 10" | 13 |
| MJBASE3612INT | 12" | 15 |

Double Faced

| CATALOG NO. | BASE DEPTH | WGT. LBS. |
|---------------|------------|-----------|
| MJBASE3616INT | 16" | 19 |
| MJBASE3618INT | 18" | 20 |
| MJBASE3620INT | 20" | 22 |
| MJBASE3624INT | 24" | 25 |

NOTE: Base shelf is formed with an upturned flange. Double faced base is two piece.



Divider Base Shelves

Single Faced

| CATALOG NO. | BASE DEPTH | WGT. LBS. |
|---------------|------------|-----------|
| MJBASE3610DIV | 10" | 17 |
| MJBASE3612DIV | 12" | 20 |
| MJBASE3616DIV | 16" | 24 |



Double Faced

| CATALOG NO. | BASE DEPTH | WGT. LBS. |
|---------------|------------|-----------|
| MJBASE3620DIV | 20" | 32 |
| MJBASE3624DIV | 24" | 37 |
| MJBASE3632DIV | 32" | 45 |

Comes complete with base brackets and five 6" high dividers. Base is slotted on 1" centers and has a 5" high back.

NOTE: Standard base is 3" high.
4" high bases can also be furnished.
Contact factory for pricing.



Sloping Base Shelves

Single Faced

| CATALOG NO. | BASE DEPTH | WGT. LBS. |
|-----------------|------------|-----------|
| MJBASE3608SLOPE | 8" | 14 |
| MJBASE3609SLOPE | 9" | 15 |
| MJBASE3610SLOPE | 10" | 16 |
| MJBASE3612SLOPE | 12" | 18 |

Double Faced

| CATALOG NO. | BASE DEPTH | WGT. LBS. |
|------------------|------------|-----------|
| MJBASE3616 SLOPE | 16" | 22 |
| MJBASE3618 SLOPE | 18" | 24 |
| MJBASE3620 SLOPE | 20" | 26 |
| MJBASE3624 SLOPE | 24" | 29 |

Used to display books at an angle.



Components

Adjustable Shelves

| CATALOG NO. | SHELF DEPTH | WGT. LBS. |
|-------------|-------------|-----------|
| MJAS3608 | 8" | 6 |
| MJAS3609 | 9" | 7 |
| MJAS3610 | 10" | 8 |
| MJAS3612 | 12" | 9 |
| MJAS3616 | 16" | 13 |

Comes complete with end brackets.

Adjustable Divider Shelves

| CATALOG NO. | SHELF DEPTH | WGT. LBS. |
|-------------|-------------|-----------|
| MJDIV3610 | 10" | 14 |
| MJDIV3612 | 12" | 16 |
| MJDIV3614 | 14" | 17 |

Comes complete with end brackets and five 6" high dividers. Shelf is slotted on 1" centers and has a 5" high back.

Integral Back Shelves

| CATALOG NO. | SHELF DEPTH | WGT. LBS. |
|-------------|-------------|-----------|
| MJINT3608 | 8" | 6 |
| MJINT3609 | 9" | 7 |
| MJINT3610 | 10" | 8 |
| MJINT3612 | 12" | 9 |

Comes complete with end brackets.

Slotted Track Shelves

| CATALOG NO. | SHELF DEPTH | WGT. LBS. |
|-------------|-------------|-----------|
| MJSLOT3608 | 8" | 6 |
| MJSLOT3609 | 9" | 7 |
| MJSLOT3610 | 10" | 8 |
| MJSLOT3612 | 12" | 9 |

Comes complete with end brackets.



Hinged Periodical Shelves with Standard Adjustable Shelf

| CATALOG NO. | SIZE | WGT. LBS. |
|-------------|-----------|-----------|
| MJHIN3612 | 36" x 12" | 18 |
| MJHIN3616 | 36" x 16" | 22 |

Display surface is 14" high and lifts up for access to storage of back issues. Continuous label holders are available.



Hinged Periodical Shelves with Plexiglass Cover

| CATALOG NO. | SIZE | WGT. LBS. |
|---------------|-----------|-----------|
| MJHIN3612PLEX | 36" x 12" | 21 |
| MJHIN3616PLEX | 36" x 16" | 25 |

Plexiglass covers come in either one or two pieces. Please specify on order.



Hinged Periodical Shelves with Plexiglass Cover and Divider Shelf

| CATALOG NO. | SIZE | WGT. LBS. |
|-----------------|-----------|-----------|
| MJHIN3612PLEX-D | 36" x 12" | 27 |
| MJHIN3616PLEX-D | 36" x 16" | 31 |

Divider shelf is used to create individual compartments for storage of back issues.

Plexiglass covers come in either one or two pieces. Please specify on order.





Components

Fixed Periodical Shelf

| CATALOG NO. | SIZE | WGT. LBS. |
|-------------|-----------|-----------|
| MJFIX3612 | 36" x 12" | 9 |

Display surface is 11" high.

Storage Shelf

| CATALOG NO. | SIZE | WGT. LBS. |
|-------------|-----------|-----------|
| MJSTOR3612 | 36" x 12" | 9 |

Storage shelf is used for storing back issues under the fixed periodical shelf, or whenever flat storage is needed.

Heavy Duty Storage Shelf

| CATALOG NO. | SIZE | WGT. LBS. |
|--------------|-----------|-----------|
| MJSTOR3618HD | 36" x 18" | 20 |

Tip-Up Periodical Cabinet

| CATALOG NO. | SIZE | WGT. LBS. |
|--------------|-----------|-----------|
| MJPERCAB3617 | 36" x 17" | 38 |

Ideal for increased storage of back issues.
Provides up to 12-1/2" of storage height.
Ideal for storing issues in Princeton type boxes.
11 boxes will fit on a shelf.

Components

Multi-Media Cabinet

| CATALOG NO. | SIZE | WGT. LBS. |
|--|-----------|-----------|
| MJMM CAB36 Includes lock only. | 36" x 16" | 53 |
| MJMM CAB36-1 Includes lock and one pull out frame. | 36" x 16" | 59 |
| MJMM CAB36-2 Includes lock and two pull out frames. | 36" x 16" | 65 |

NOTE: Door slides up and out of view for easy access to trays.
Trays must be ordered separately.



Cabinet Storage Trays

| CATALOG NO. | SIZE | WGT. LBS. |
|---|---------------|-----------|
| MJCASSETTE Will hold 18 audio cassettes per tray and 126 per pull out frame. | 3" H x 4½" W | 3 |
| MJVIDEO Will hold 11 video cassettes per tray and 44 per pull out frame. | 3¼" H x 7¼" W | 4 |
| MJMICROFILM Will hold 7 microfilm boxes per tray and 56 per pull out frame. | 3½" H x 3¾" W | 3 |
| MJCD Will hold 29 CDs per tray and 174 per pull out frame. | 4½" H x 5¼" W | 4 |
| MJMICROFICHE Will hold 905 microfiches per tray and 4525 per pull out frame. | 4" H x 6¾" W | 4 |

NOTE: Each tray comes with one divider.





Components

Paperback/CD Shelf

| CATALOG NO. | SIZE | WGT. LBS. |
|-------------|----------|-----------|
| MJPB3606 | 36" x 6" | 11 |


Comes complete with six dividers.
Shelf slopes at 7° angle.



Zig-Zag Display

| CATALOG NO. | SIZE | WGT. LBS. |
|-------------|----------|-----------|
| MJZIGZAG36 | 36" x 4" | 3 |

Price includes Zig-Zag only.
Shelf must be ordered separately.
Attaches to shelf with small angle brackets and double sided tape.



Hang-Up Bag Rack

| CATALOG NO. | SIZE | WGT. LBS. |
|-------------|-----------|-----------|
| MJBAG3612 | 36" x 12" | 4 |

Used for hanging bags. Bags not included.



Sliding Reference Shelves

| CATALOG NO. | SIZE | WGT. LBS. |
|-------------|------|-----------|
| MJREF3608 | 8" | 9 |
| MJREF3609 | 9" | 10 |
| MJREF3610 | 10" | 11 |
| MJREF3612 | 12" | 12 |

Attaches underneath regular shelves.
When used with divider shelves add suffix (DIV) to catalog number.



Dividers

6" High

| CATALOG NO. | SHELF DEPTH | SIZE | WGT. LBS. |
|-------------|-------------|----------|-----------|
| MJDIV68 | 10" | 6" x 8" | 1 |
| MJDIV610 | 12" | 6" x 10" | 1 |
| MJDIV612 | 14" | 6" x 12" | 1 |

10" High

| CATALOG NO. | SHELF DEPTH | SIZE | WGT. LBS. |
|-------------|-------------|-----------|-----------|
| MJDIV108 | 10" | 10" x 8" | 2 |
| MJDIV1010 | 12" | 10" x 10" | 2½ |
| MJDIV1012 | 14" | 10" x 12" | 3 |



Microfilm Shelf

| CATALOG NO. | SIZE | WGT. LBS. |
|-------------|----------|-----------|
| MJMICRO3604 | 36" x 4" | 5 |



Double Tier Shelf

| CATALOG NO. | SIZE | WGT. LBS. |
|-------------|-----------|-----------|
| MJDT3610 | 36" x 10" | 11 |

Each tier is 4" deep and 3" high.
A total of 102 cassettes can be stored on each shelf.
Can also be used to store microfilm boxes.



Components

Single Tier Browsing Box

| CATALOG NO. | SIZE | WGT. LBS. |
|----------------|-----------|-----------|
| MJSTBROWSE3612 | 36" x 12" | 13 |

Comes complete with five rod dividers.
Can be used for CDs, video tapes and DVDs.

Capacity: 114 - CDs
48 - Video Tapes
78 - DVDs

Single Tier Pull-Out Browsing Box

| CATALOG NO. | SIZE | WGT. LBS. |
|------------------|-----------|-----------|
| MJSTBROWSE3612PO | 36" x 12" | 23 |

Comes complete with five rod dividers.
Can be used for CDs, video tapes and DVDs.

Capacity: 114 - CDs
48 - Video Tapes
78 - DVDs

Double Tier Browsing Box

| CATALOG NO. | SIZE | WGT. LBS. |
|----------------|-----------|-----------|
| MJDTBROWSE3617 | 36" x 17" | 29 |

Comes complete with ten rod dividers.
Can be used for CDs, video tapes and DVDs.

Capacity: 144 - CDs
60 - Video Tapes
96 - DVDs

Double Tier Pull-Out Browsing Box

| CATALOG NO. | SIZE | WGT. LBS. |
|------------------|-----------|-----------|
| MJDTBROWSE3617PO | 36" x 17" | 44 |

Comes complete with ten rod dividers.
Can be used for CDs, video tapes and DVDs.

Capacity: 144 - CDs
60 - Video Tapes
96 - DVDs



Center Backstop

| CATALOG NO. | HEIGHT | WGT. LBS. |
|--------------|--------|-----------|
| MJBSTOP36CTR | 36" | 2 |

Allows full use of shelf space between uprights of welded frame.
Fully adjustable.
One backstop can be used in the middle of shelves on double faced units.
Eliminates the need for one backstop per shelf.



Adjustable Shelf Backstop

| CATALOG NO. | WIDTH | WGT. LBS. |
|-------------|-------|-----------|
| MJBSTOP36 | 36" | 2 |

Fully adjustable, moves up or down independently of shelf end brackets.



Newspaper Rack

| CATALOG NO. | SIZE | WGT. LBS. |
|-------------|---------------|-----------|
| MJRACK3606 | 12" D x 14" H | 10 |
| MJRACK3610 | 12" D x 22" H | 12 |
| MJSTICK36 | 36" | 1 |



Closed Backs

| CATALOG NO. | HEIGHT | WGT. LBS. |
|-------------|--------|-----------|
| MJBACK3642 | 42" | 21 |
| MJBACK3666 | 66" | 34 |
| MJBACK3678 | 78" | 41 |
| MJBACK3684 | 84" | 44 |
| MJBACK3690 | 90" | 48 |
| MJBACK3693 | 93" | 49 |

NOTE: Flush backs which completely fill the space between the uprights can also be furnished at twice the price of the regular backs.



Components

Canopy Tops

Single Faced

| CATALOG NO. | BASE DEPTH | WGT. LBS. |
|-------------|------------|-----------|
| MJTOP3608 | 8" | 7 |
| MJTOP3609 | 9" | 8 |
| MJTOP3610 | 10" | 9 |
| MJTOP3612 | 12" | 10 |
| MJTOP3616S | 16" | 13 |

Double Faced


| CATALOG NO. | BASE DEPTH | WGT. LBS. |
|-------------|------------|-----------|
| MJTOP3616 | 16" | 14 |
| MJTOP3618 | 18" | 15 |
| MJTOP3620 | 20" | 16 |
| MJTOP3624 | 24" | 18 |
| MJTOP3632 | 32" | 24 |

NOTE: Depth of canopy top must match depth of base shelf.
 If top is to be used with column strips add suffix (CS) to the catalog number.
 High pressure laminate or wood tops can also be furnished.
 Contact factory for pricing.



Work Shelf and Brackets

| CATALOG NO. | SIZE | WGT. LBS. |
|--|-----------|-----------|
| MJWORK3624 | 36" x 24" | 25 |
| Includes brackets and plastic laminate work surface. | | |
| MJWORK17BKT | 24" | 5 |
| Brackets only, price per pair. | | |



Top Tie Strut

| CATALOG NO. | SIZE | WGT. LBS. |
|---|------|-----------|
| MJSTRUT96 | 96" | 5 |
| Used to stabilize non-free standing sections. | | |



Column Strips

| CATALOG NO. | HEIGHT | WGT. LBS. |
|-------------|--------|-----------|
| MJCOL42 | 42" | 2 |
| MJCOL66 | 66" | 4 |
| MJCOL78 | 78" | 5 |
| MJCOL84 | 84" | 5 |
| MJCOL90 | 90" | 6 |

NOTE: Accepts all MJ components.
Use two column strips for each starter section and one for each additional unit. Hardware for fastening to wall not included.





Toll Free: 1-800-277-1699

MJ Library Shelving by



Tel: 800-277-1699
Fax: 630-897-6994
E-mail: mail@aurorastorage.com
Web Site: www.aurorastorage.com/mjlibrary
600 South Lake Street, Aurora, IL 60506
©2018 MJ Library Shelving by Aurora. All rights reserved.